

ROOM FINISH SCHEDULE

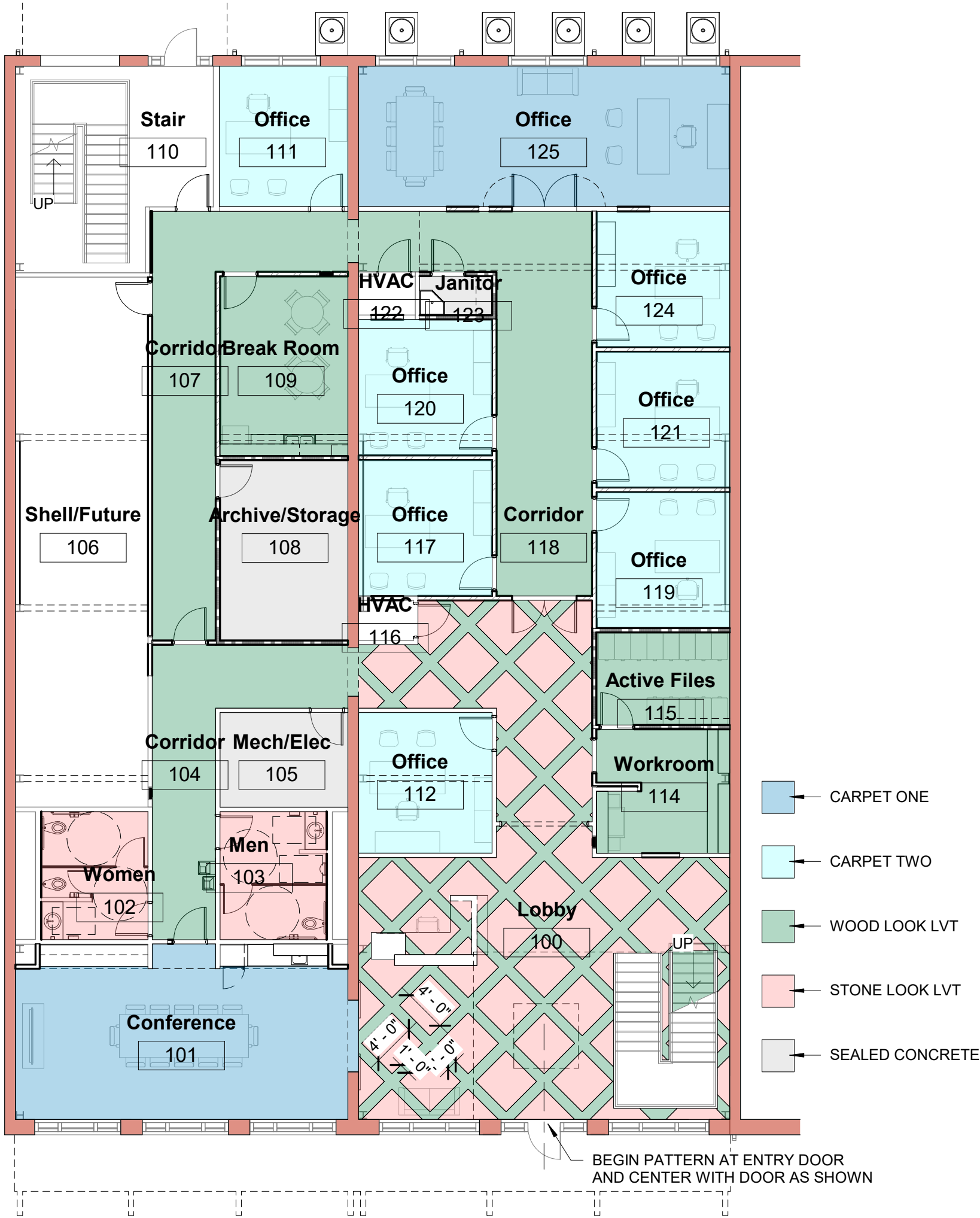
NUMBER	NAME	FLOOR FINISH	BASE FINISH	CEILING FINISH	WALL FINISH	NOTES
100	Lobby	LVT 1&2	RB	PGB	BRK/PGB	See Floor Finish Plan for LVT pattern
101	Conference	CPT 1	RB	PGB	BRK/PGB	
102	Women	LVT 2	RB/CT	ACT	PGB/CT	See elevations for extent of CT
103	Men	LVT 2	RB/CT	ACT	PGB/CT	See elevations for extent of CT
104	Corridor	LVT 1	RB	ACT	PGB	
105	Mech/Elec	SC	None	None	UGB	
106	Shell/Future	None	None	None	BRK/UGB	
107	Corridor	LVT 1	RB	PGB	PGB	
108	Archive/Storage	SC	RB	ACT	PGB	
109	Break Room	LVT 1	RB	ACT	BRK/PGB	
110	Stair	None	RB	PGB	BRK/PGB	See RCPs for extent of PGB ceiling(s)
111	Office	CPT 2	RB	ACT	BRK/PGB	
112	Office	CPT 2	RB	ACT	BRK/PGB	
113	Corridor	LVT 1&2	RB	PGB	BRK/PGB	See Floor Finish Plan for LVT pattern
114	Workroom	LVT 1	RB	ACT	BRK/PGB	
115	Active Files	LVT 1	RB	ACT	PGB	
116	HVAC	None	None	None	UGB	
117	Office	CPT 2	RB	ACT	BRK/PGB	
118	Corridor	LVT 1	RB	PGB	PGB	
119	Office	CPT 2	RB	ACT	BRK/PGB	
120	Office	CPT 2	RB	ACT	BRK/PGB	
121	Office	CPT 2	RB	ACT	BRK/PGB	
122	HVAC	None	None	None	BRK/UGB	
123	Janitor	SC	RB	PGB	PGB	
124	Office	CPT 2	RB	ACT	BRK/PGB	
125	Office	CPT 1	RB	PGB	BRK/PGB	
200	Balcony	None	None	PGB	BRK/PGB	
201	Shell	None	None	None	Existing	No work in shell outside of min Mech/Elec
202	Shell	None	None	None	Existing	No work in shell outside of min Mech/Elec
203	Stair	None	None	None	PGB	

NOTE(S):

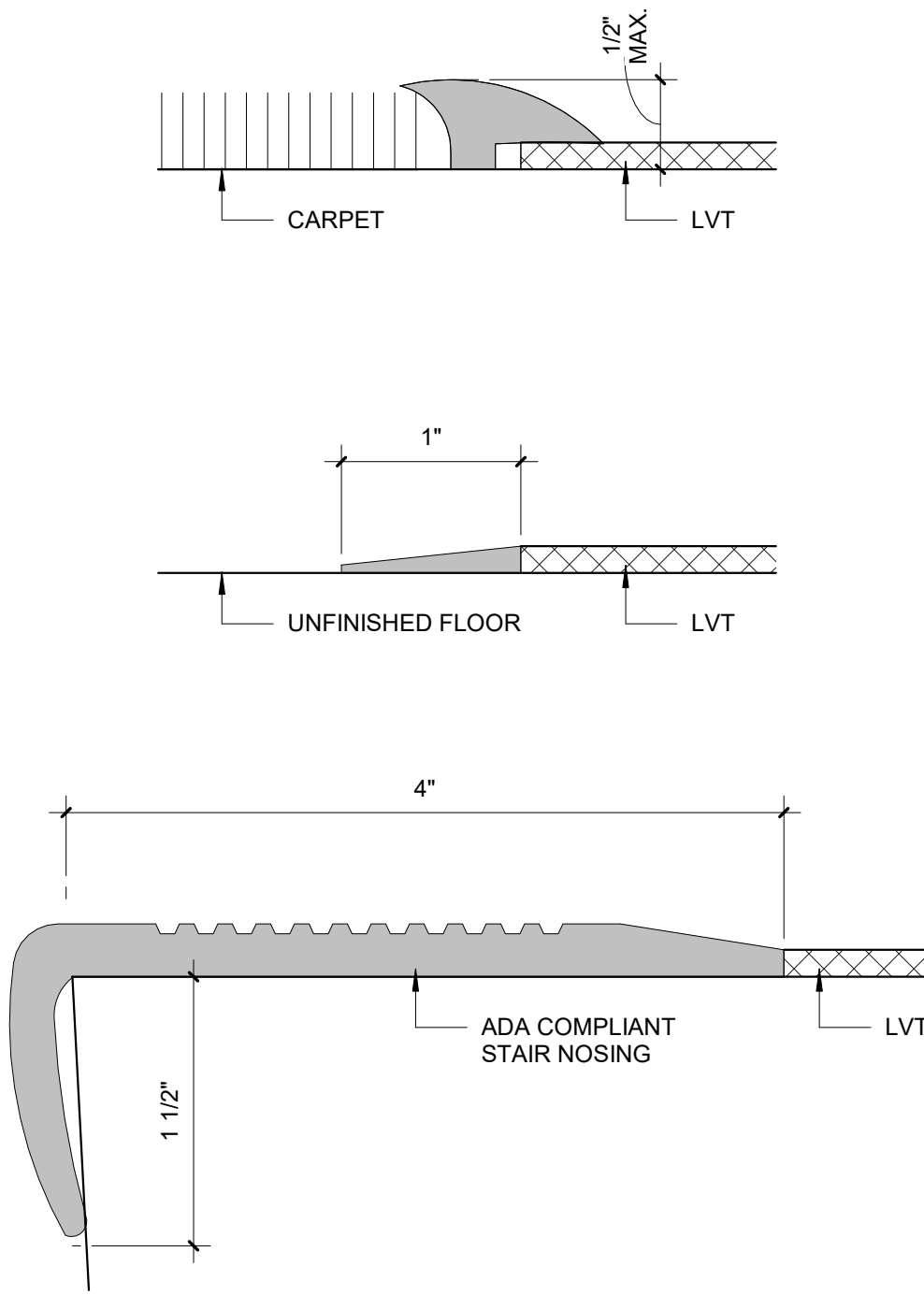
- WHERE FINISH SCHEDULE CALLS FOR RUBBER BASE (RB) IN SPACES WITH BRICK WALLS (BRK), DO NOT INSTALL (RB) ON BRICK. PROFILE SPECIFIED FLOOR FINISH TO EDGE OF BRICK WITH NO LESS THAN 1/8" GAP. CAULK ANY GAPS WITH COLOR MATCH CAULK TO MATCH PRIMARY FLOOR MATERIAL COLOR.
- BRICK WALLS TO REAR OF THE BUILDING, UPPER AND LOWER FLOORS HAVE POSSIBLE SURFACE MOLD AND DISCOLORATION. CLEAN BRICK PER SPECIFICATIONS.

ABBREVIATIONS:

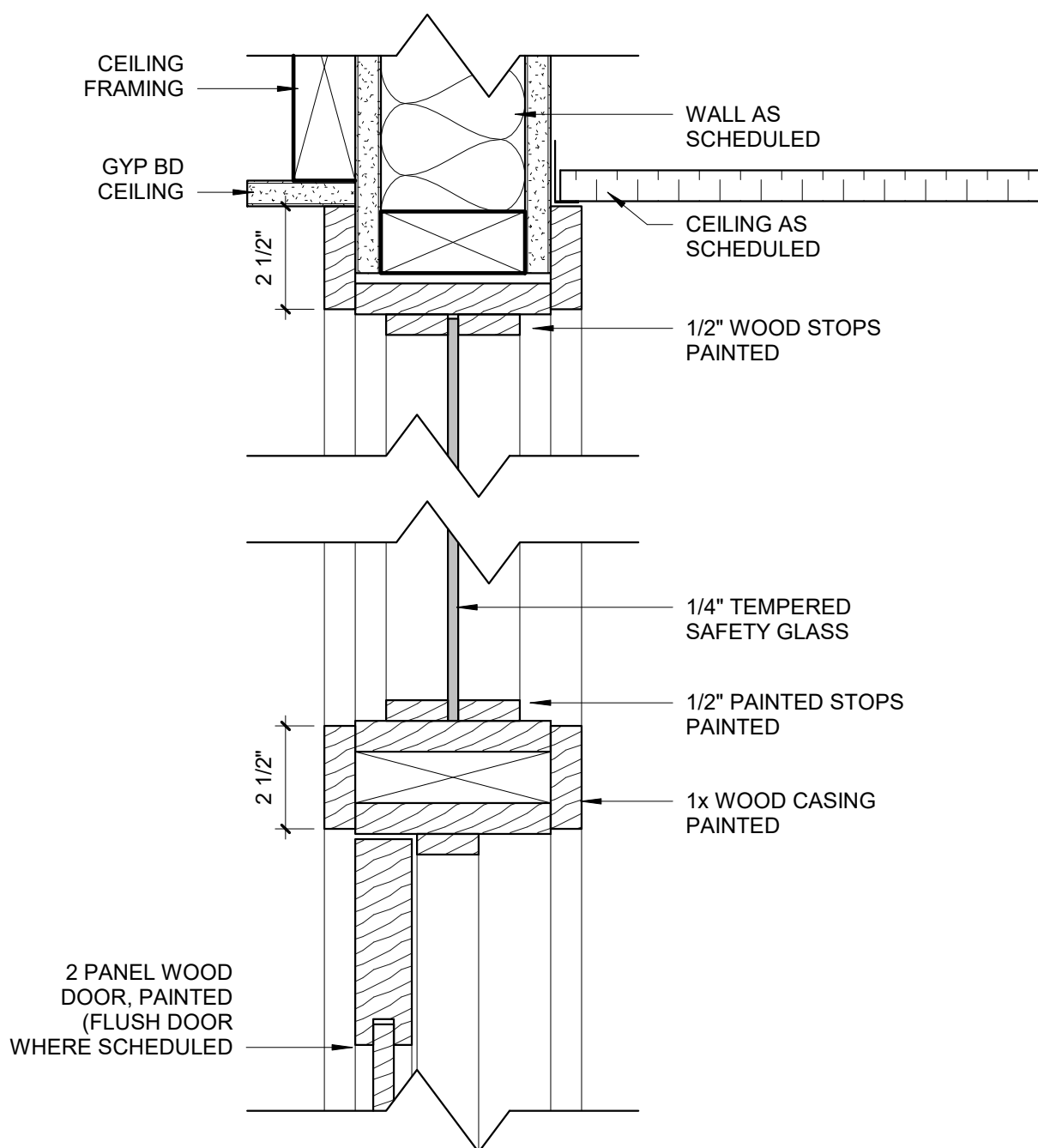
ACT ACOUSTICAL CEILING TILE
BRK BRICK (EXISTING BRICK - CLEAN PER SPECIFICATIONS)
CPT CARPET (1 & 2)
CT CERAMIC TILE
LVT LUXURY VINYL TILE (1 & 2)
PGB PAINTED GYP BD
RB RUBBER BASE
UGP UNPAINTED GYP BD (TAPE AND FLOAT JOINTS)



2 Floor Finish Plan
3/32" = 1'-0"



1 Floor Transitions
12" = 1'-0"



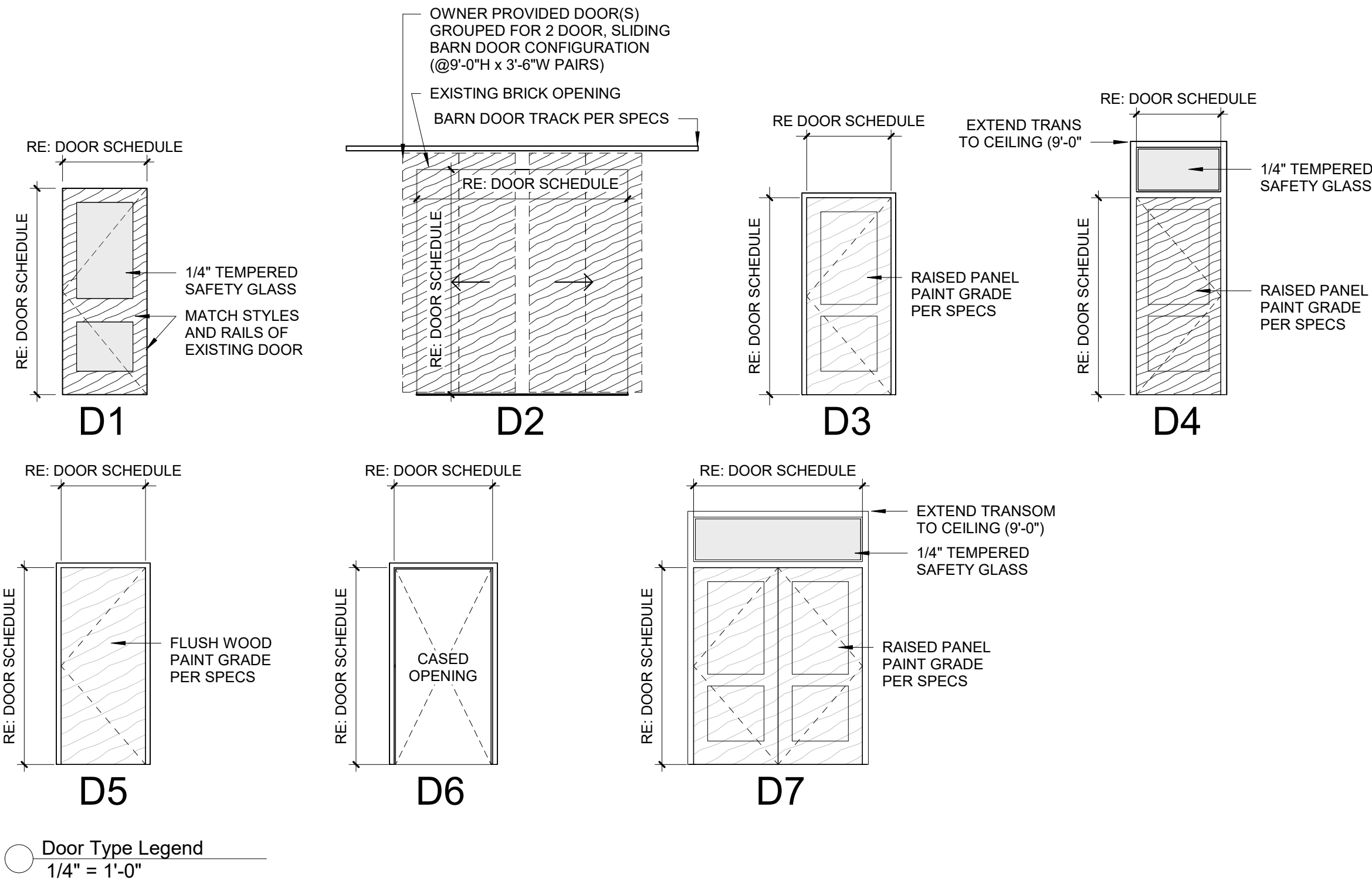
3 Door Header
3" = 1'-0"

Door Schedule

Mark	Type	Fire Rating	Door				Frame		Comments
			Width	Height	Material	Finish	Material	Finish	
100.1	D1		3' - 0"	7' - 4"	Wood	Existing	Wood	Paint/Stain	2 & 7
101.1	D2		6' - 8"	8' - 0"	Wood	Existing	N/A	N/A	4
102.1	D3		3' - 0"	7' - 0"	Wood	Paint	Wood	Paint	
103.1	D3		3' - 0"	7' - 0"	Wood	Paint	Wood	Paint	
104.1	D3		3' - 0"	7' - 0"	Wood	Paint	Wood	Paint	
105.1	D3		3' - 0"	7' - 0"	Wood	Paint	Wood	Paint	
106.1	D3		3' - 0"	7' - 0"	Wood	Paint	Wood	Paint	
107.1	D4		3' - 0"	7' - 0"	Wood	Paint	Wood	Paint	5
108.1	D5	45 MIN.	3' - 0"	7' - 0"	Wood	Paint	HM	Paint	
109.1	D3		3' - 0"	7' - 0"	Wood	Paint	Wood	Paint	
110.1	D1		3' - 0"	7' - 0"	HM	Paint	Wood	Paint/Stain	2 & 3
110.2	D5	45 MIN.	3' - 0"	7' - 0"	Wood	Paint	HM	Paint	
111.1	D4		3' - 0"	7' - 0"	Wood	Paint	Wood	Paint	5
112.1	D4		3' - 0"	7' - 0"	Wood	Paint	Wood	Paint	5
113.1	D6		8' - 0"	7' - 0"	N/A	N/A	Wood	Paint	
114.1	D6		3' - 0"	7' - 0"	N/A	N/A	Wood	Paint	
115.1	D5	45 MIN.	3' - 0"	7' - 0"	Wood	Paint	HM	Paint	
116.1	D3		3' - 0"	7' - 0"	Wood	Paint	Wood	Paint	
117.1	D4		3' - 0"	7' - 0"	Wood	Paint	Wood	Paint	5
118.1	D7		6' - 0"	7' - 0"	Wood	Paint	Wood	Paint	5
119.1	D4		3' - 0"	7' - 0"	Wood	Paint	Wood	Paint	5
120.1	D4		3' - 0"	7' - 0"	Wood	Paint	Wood	Paint	5
121.1	D4		3' - 0"	7' - 0"	Wood	Paint	Wood	Paint	5
122.1	D5		3' - 0"	7' - 0"	Wood	Paint	Wood	Paint	6
123.1	D5	45 MIN.	3' - 0"	7' - 0"	Wood	Paint	HM	Paint	
124.1	D4		3' - 0"	7' - 0"	Wood	Paint	Wood	Paint	5
125.1	D7		6' - 0"	7' - 0"	Wood	Paint	Wood	Paint	5
200.1	D1		3' - 0"	7' - 0"	Wood	Paint/Stain	Wood	Paint/Stain	1 & 2
202.1	D5		3' - 0"	7' - 0"	Wood	Paint	Wood	Paint	
203.1	D5	45 Min	3' - 0"	7' - 0"	Wood	Paint	HM	Paint	

NOTE(S):

- REPLACE DOOR WITH SIMILAR SIZE, SHAPE, SPECIES AND PROFILE.
- REPAIR DAMAGED FRAMING AS PER WINDOW/DOOR CASING DETAILS.
- REPAINT DOOR AND REPLACE DOOR HARDWARE PER SPECS/SCHEDULE.
- CONTRACTOR PROVIDED TRACK AND DOOR HARDWARE FOR OWNER PROVIDED, ANTIQUE PANEL DOOR(S).
- FIXED GLASS TRANSOM PER ELEVATIONS.
- COORDINATE DOOR WITH RETURN AIR FILTER.
- SCRAPE/SAND EXISTING DOOR REFINISH TO MATCH EXISTING FINISH (STAIN/PAINT)



Door Type Legend
1/4" = 1'-0"



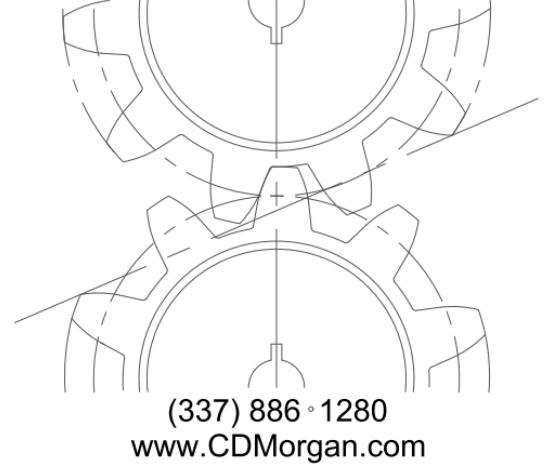
Job Title:

Office of the State
Public Defender
District 8 Office
Building

111 West Main Street
Winnfield, LA 71483

CDMorgan

& ASSOCIATES, INC.
ENGINEERING CONSULTANTS
A PROFESSIONAL ENGINEERING AND ARCHITECTURAL
CORPORATION
CARENCRO LOUISIANA



Seal:

May 15, 2026

Construction Documents

No.	Description	Date

KEY PLAN

Schedules

Project No.: BL0001-25

Drawn By: JWA

A0.4

OSPD

Sheet No.:

5/15/2026 12:03:04 PM